Immigrant Song Cover | Troubleshooting and recovery

Practise undo safely, check mute and solo, and recover from a known checkpoint.

Troubleshooting / Work on a practice copy

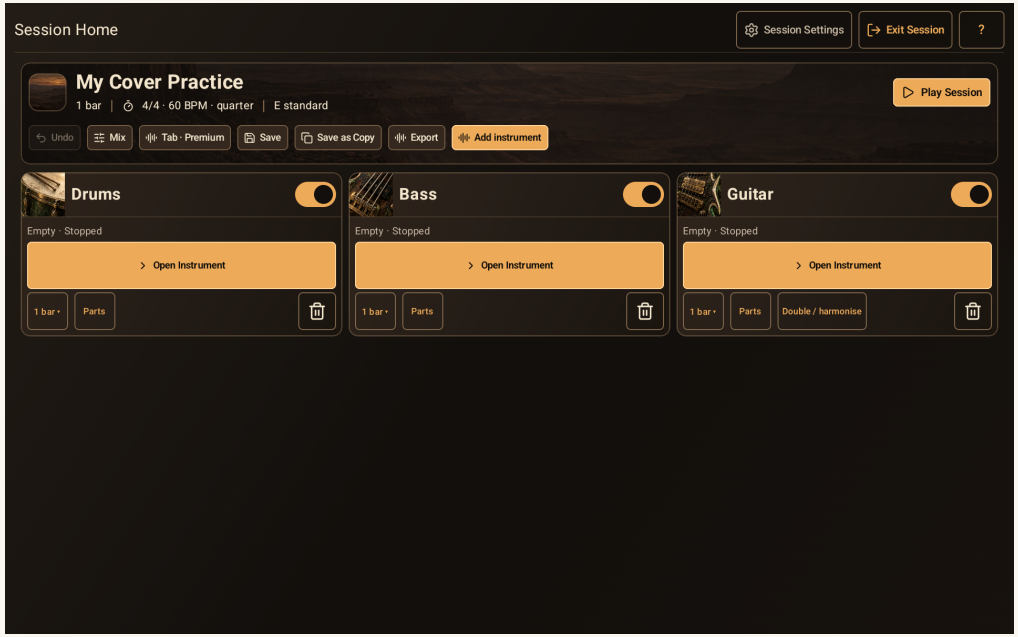

If something goes wrong, pause and check one thing at a time. Start with My Cover Practice from the setup lesson. This empty session is a safe place to try recording and undoing, without changing your cover.

Drums / Check before recording

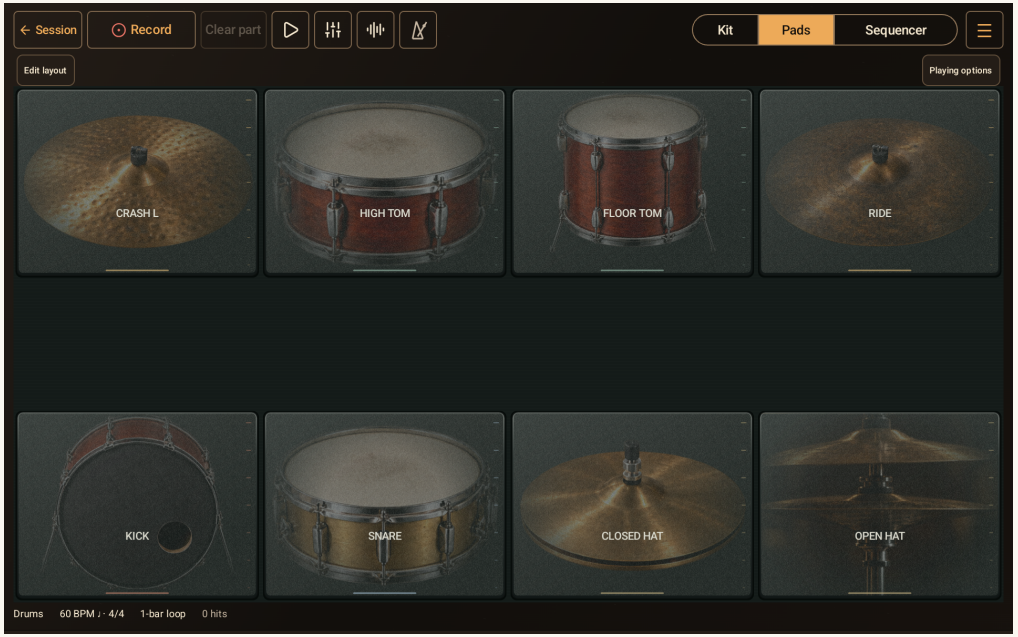

Open Drums. We are at sixty beats per minute with one empty bar. Tap a pad before recording to check that you can hear it. Your device media volume and selected headphones also affect what you hear.

Immigrant Song Cover | Troubleshooting and recovery

Practise undo safely, check mute and solo, and recover from a known checkpoint.

Recording / Follow the count-in

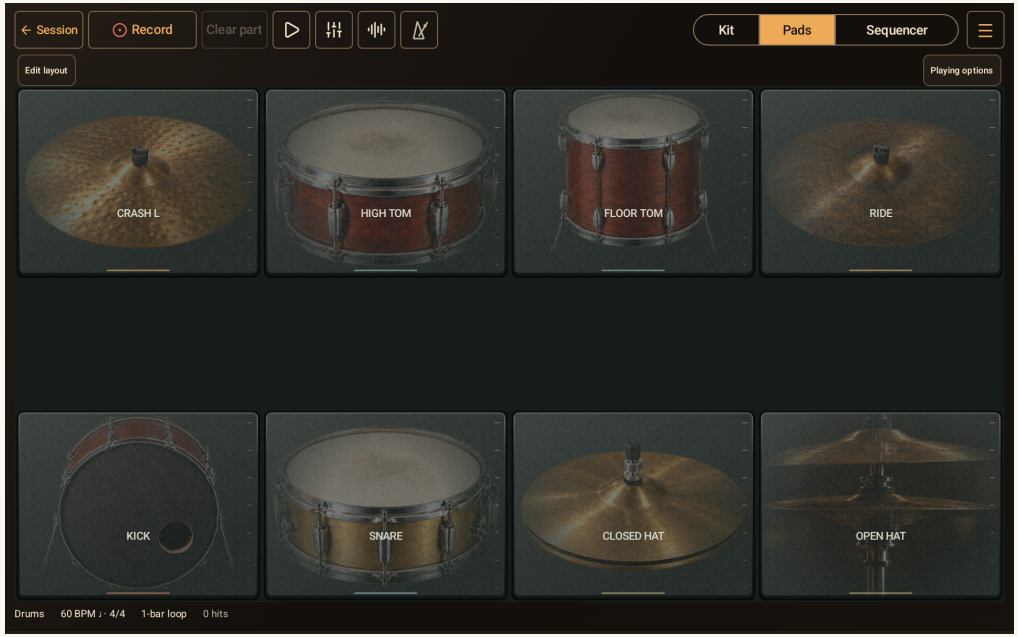

Press Record, wait through the count-in, then tap once. The count-in comes before the session begins. Use the audible clicks and the recording display rather than counting from the moment you press the button.

Try / Record one hat



Record one practice hat after the count-in. Finish take ends recording; Stop playback stops the loop. This is a disposable test, not the song pattern.

Immigrant Song Cover | Troubleshooting and recovery

Practise undo safely, check mute and solo, and recover from a known checkpoint.

Finish take / Then stop playback

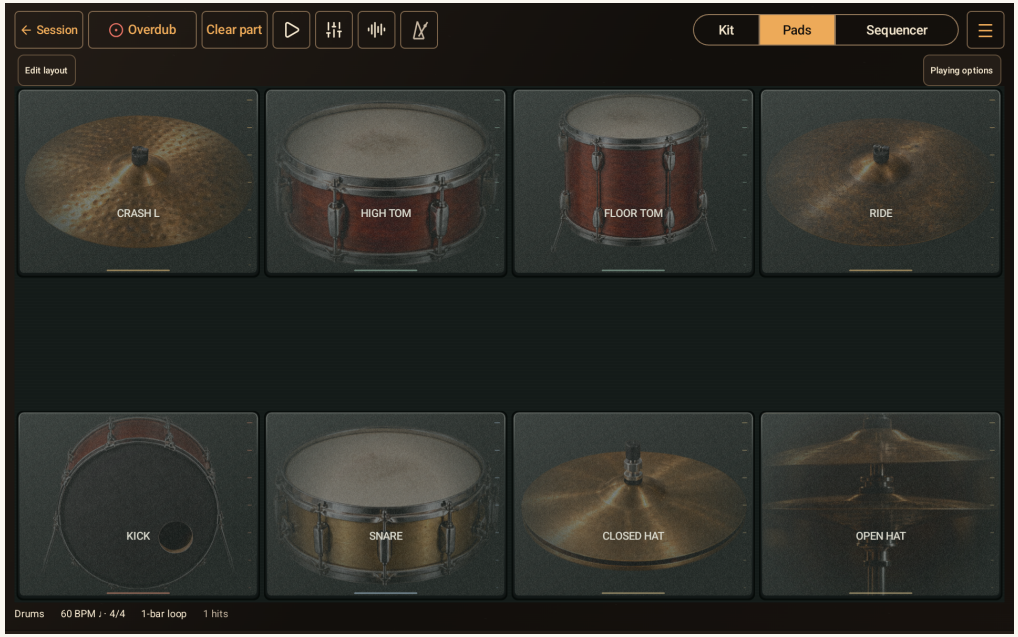

Finish take ends recording, but the loop can keep playing. Stop playback silences the loop. If the next button says Overdub, another take will add to the part already there. It does not replace your earlier notes.

Undo / Remove the unwanted take

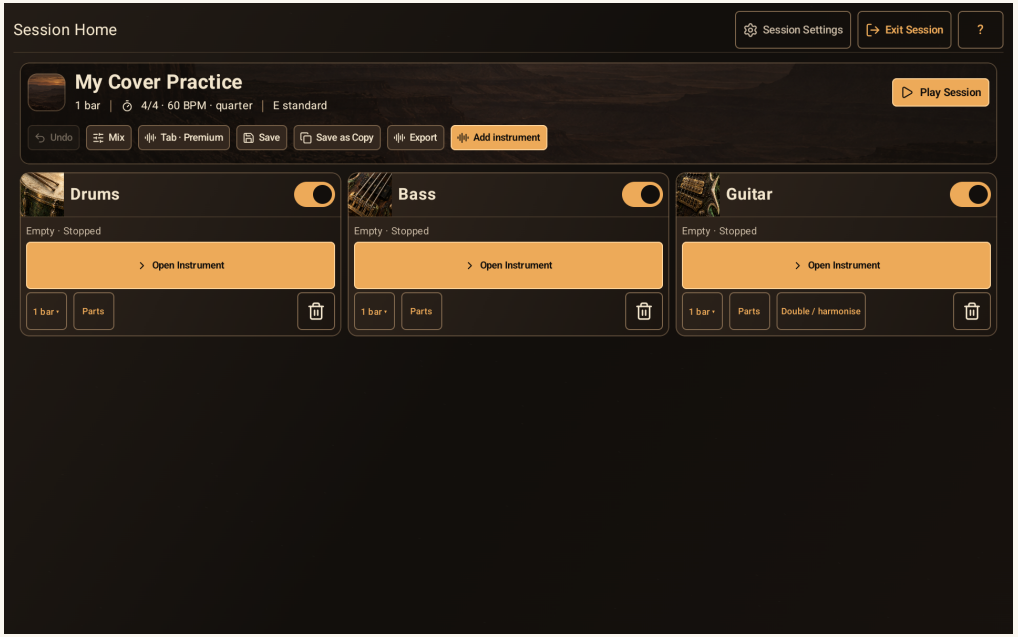

To discard this drum take, return to Session and choose Undo immediately, before making another edit. The Drums track returns to Empty. On the Theremin, Undo last take lets you retry the most recent recorded phrase.

Immigrant Song Cover | Troubleshooting and recovery

Practise undo safely, check mute and solo, and recover from a known checkpoint.

Timing / Slow practice, final-tempo check

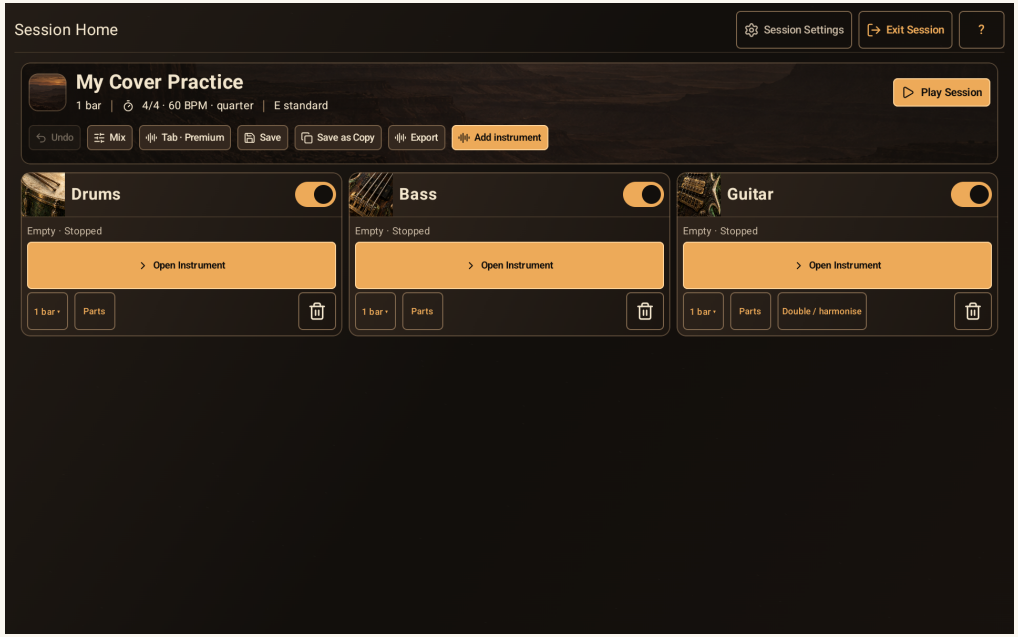

For difficult drum, bass and riff passages, practise at sixty beats per minute and use separate overdubs. Check the result at one hundred and thirteen. Play the chord changes and Vocal Cry at full tempo when comfortable, so the releases and slides have their intended feel.

Extra notes / Avoid repeated overdubs

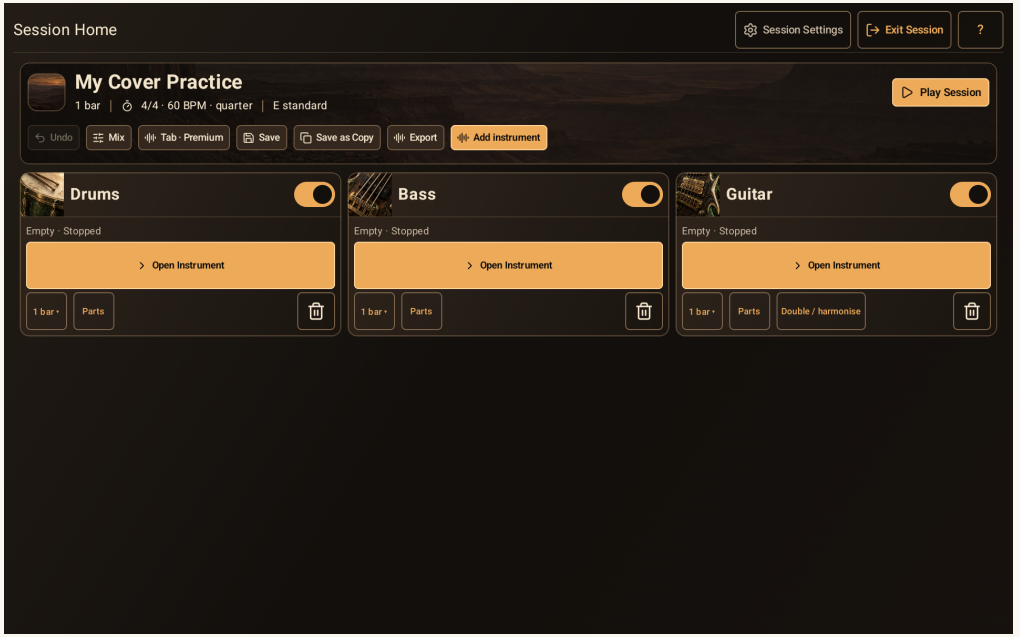

If a part sounds doubled or too busy, check whether you recorded another take over the first. Undo the unwanted take before further edits, or reopen a known checkpoint. Clear part removes the whole instrument part, so it is not the same as undoing one take.

Immigrant Song Cover | Troubleshooting and recovery

Practise undo safely, check mute and solo, and recover from a known checkpoint.

Recovery / Reopen a known checkpoint

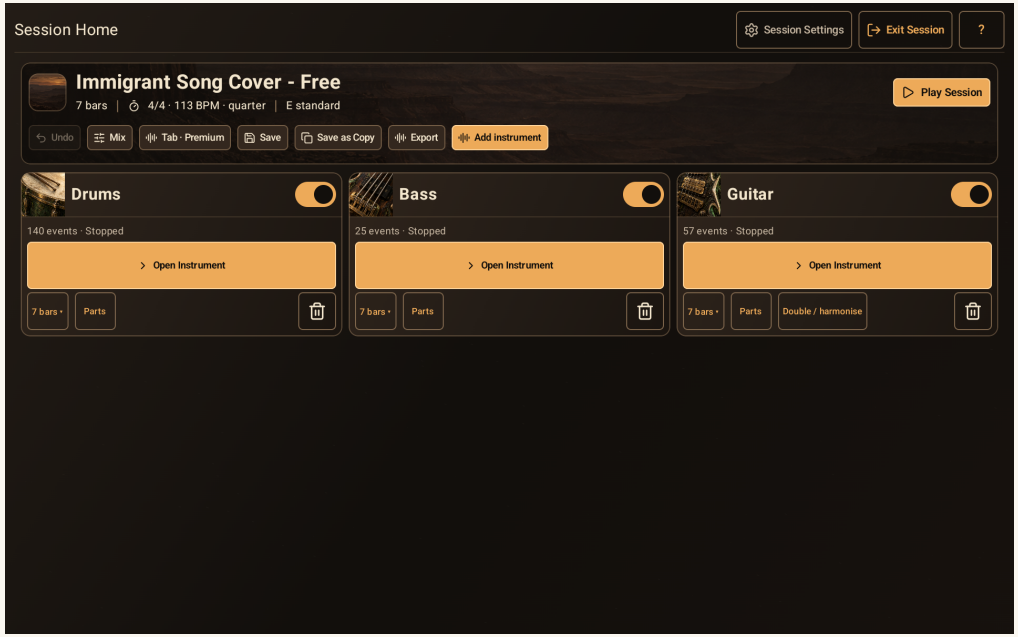

Save your current attempt as a separate copy before returning to a lesson checkpoint. Use the setup lesson to import it. For the next checks, I have opened the supplied finished free cover, which contains drums, bass and one guitar.

Session / Open Mix



Open Mix. A quiet or missing instrument can come from its level, Mute, or another instrument being soloed. Check these before rebuilding the notes.

Immigrant Song Cover | Troubleshooting and recovery

Practise undo safely, check mute and solo, and recover from a known checkpoint.

Mute / Hear the difference



Play the session, then mute Drums. The drum part is still stored; Mute only silences it. Clear Mute and Solo to bring every part back into the mix.

Solo / Isolate one instrument



Solo Bass to hear it alone. This can make the other instruments seem to have disappeared. Clear Mute and Solo again to return to the full three-part backing.

Immigrant Song Cover | Troubleshooting and recovery

Practise undo safely, check mute and solo, and recover from a known checkpoint.

Stop / Check levels and output



Stop playback. If the whole session is too quiet, check the master level lower in this panel, as well as device media volume. If only one part is quiet, check that track level. Change one control at a time.

Timing by ear / Check your headphones



If taps sound late, try the tablet speaker or a wired audio connection for recording. Bluetooth can add a noticeable delay. Follow the count-in you hear, and audition the recorded notes before deciding that the performance itself was late.

Immigrant Song Cover | Troubleshooting and recovery

Practise undo safely, check mute and solo, and recover from a known checkpoint.

Lesson routes / Free and Premium



The free route uses drums, bass and one guitar. Fretted Tab editing, the extra chord guitar and Theremin need Premium. Choose the played bass and riff lessons for the free route. An unavailable Premium control does not mean your session file is broken.

Premium / Correct a recorded cry

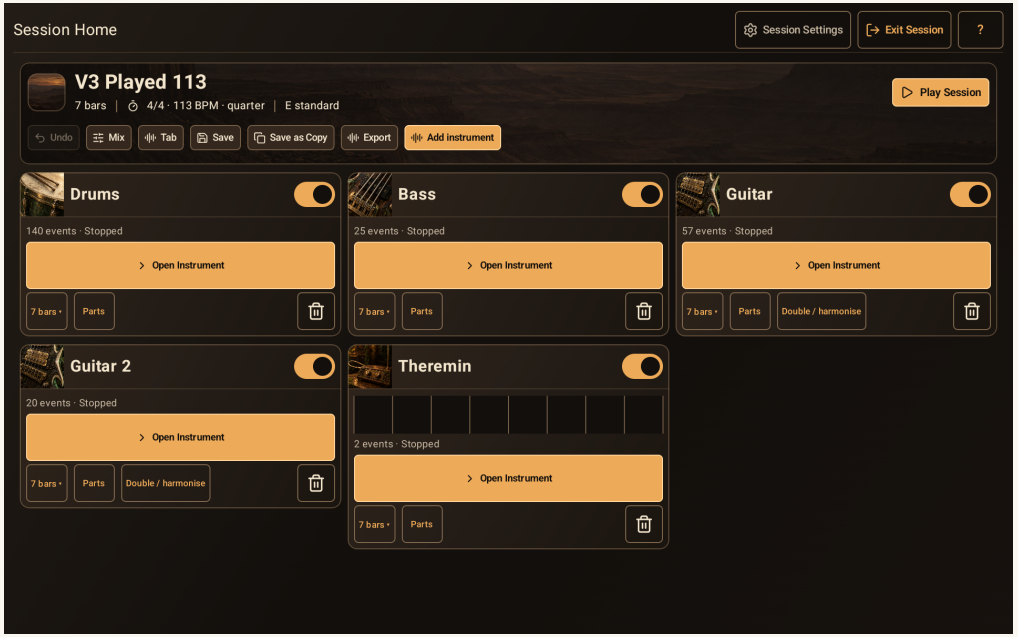

For a Vocal Cry timing check, open V three Played one thirteen from the vocal lesson. The gesture editor adjusts phrases you have already recorded. It does not create a sung phrase in an empty lane.

Immigrant Song Cover | Troubleshooting and recovery

Practise undo safely, check mute and solo, and recover from a known checkpoint.

Save as Copy / Vocal Timing Practice

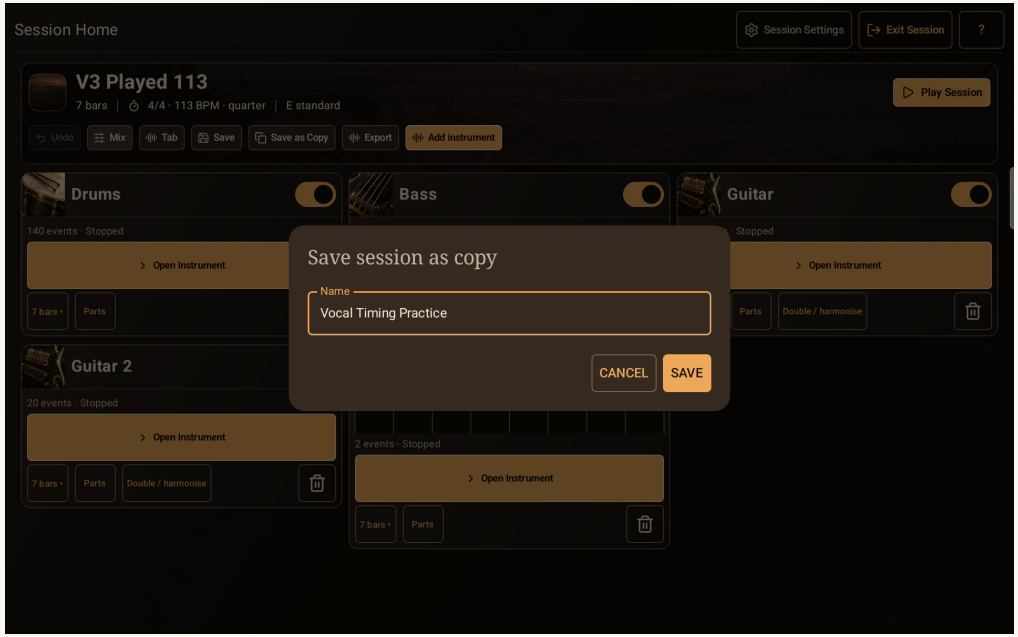

First save a separate copy called Vocal Timing Practice. This keeps the original performance available while we try the correction.

Theremin / Open the recorded part



Open Theremin, then Edit part. The two curves are our recorded cries. Tap inside the first phrase to select it.

Immigrant Song Cover | Troubleshooting and recovery

Practise undo safely, check mute and solo, and recover from a known checkpoint.

Start beat / Set the entrance to 4



Tap Start beat and enter four, then Apply. These beat numbers count from one across the session, so four means bar one, beat four. This recording is already very close; we are making a tiny timing correction.

Length / Set 6.235 beats



Tap Length and enter six point two three five, then Apply. This sets the phrase length in beats. The recorded pitch and volume contour stays with the phrase; check the sound after any timing edit.

Immigrant Song Cover | Troubleshooting and recovery

Practise undo safely, check mute and solo, and recover from a known checkpoint.

Listen / Check the corrected phrase



Listen through the seven-bar section. Check the first cry enters on beat 4 and keeps its musical shape. The second recorded cry and the instrumental backing are unchanged.

Save / Keep the corrected practice copy

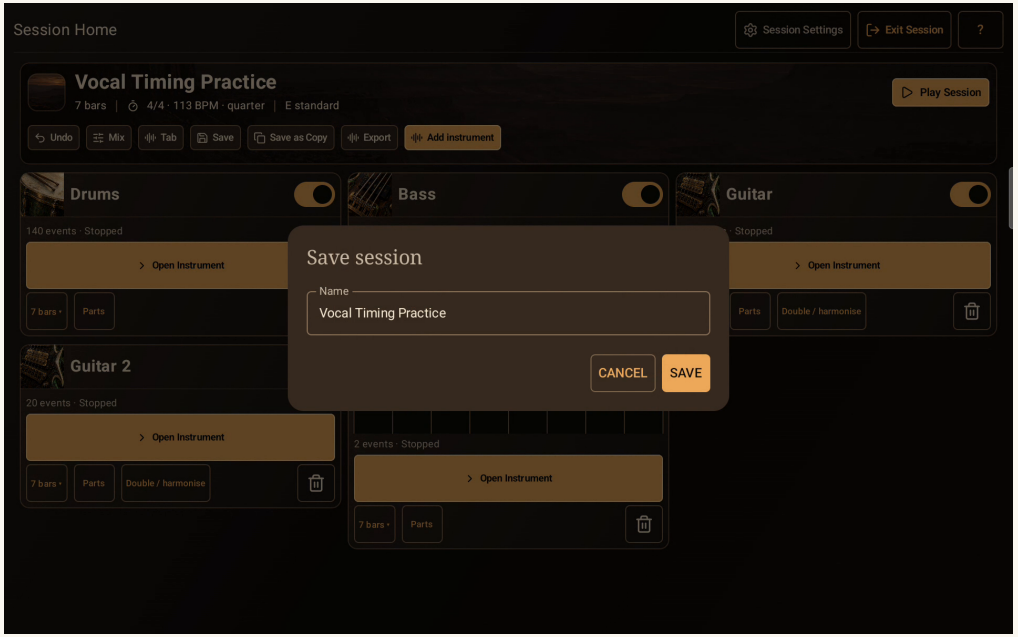

Return to Theremin, then Session, and save the practice copy. Export it as a RiffJam session if you want a portable checkpoint. These small timing edits are optional; a comfortable, musical performance matters more than copying decimal places.

Immigrant Song Cover | Troubleshooting and recovery

Practise undo safely, check mute and solo, and recover from a known checkpoint.

Keep going / Use the nearest checkpoint



Use editable RiffJam files for lesson checkpoints, and audio exports for listening. Keep your own named copies. Return to the nearest completed lesson, make one correction, and listen again. You do not need to restart the whole cover.